



RELEASE NOTES

gloCOM Meeting GO 7.0

Android

bicom
SYSTEMS

wiki.bicomsystems.com

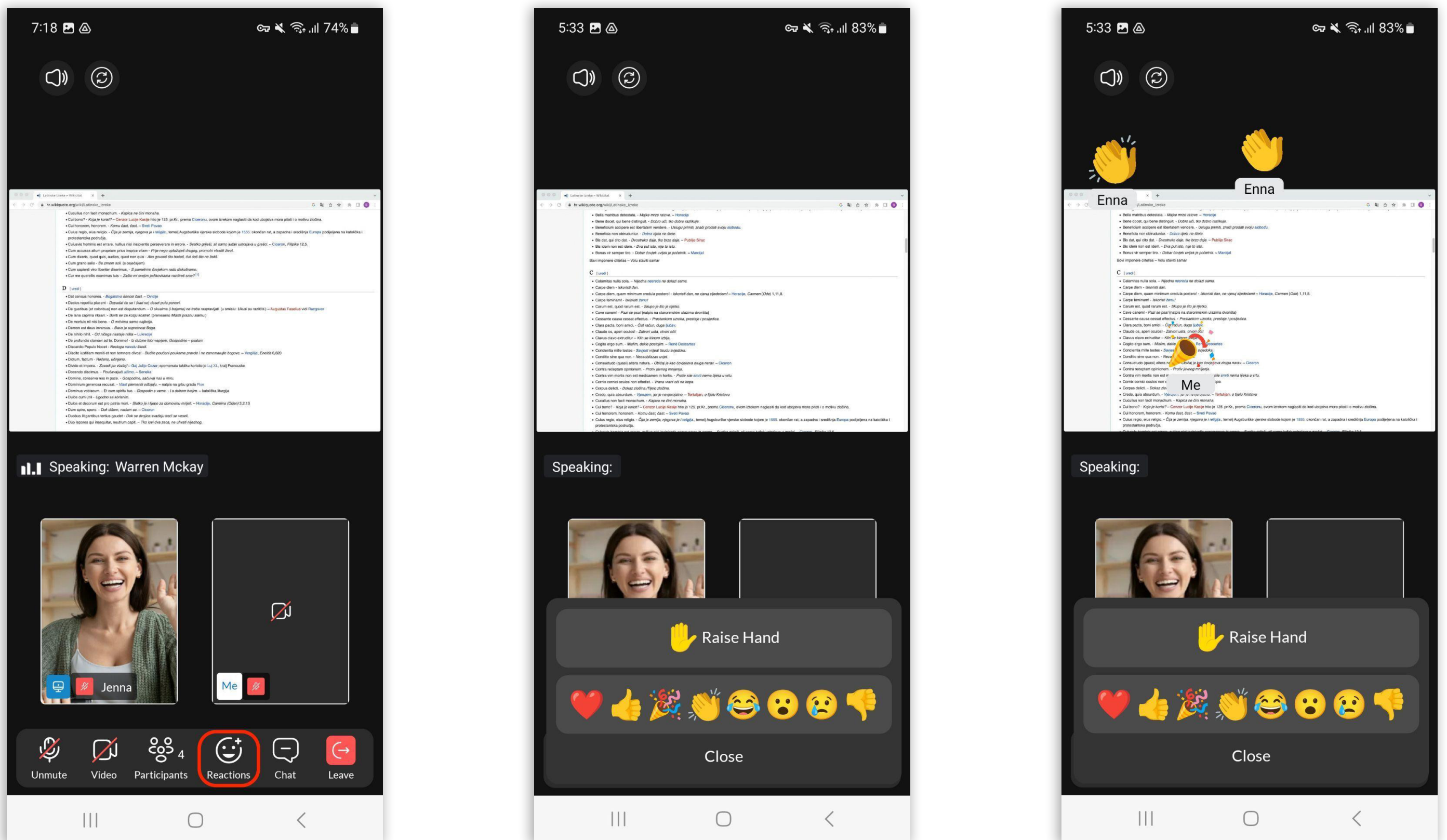
Table of Contents

Features	1
In-meeting reactions	1
Raised Hand	3
A bad internet connection quality indicator on the mobile app	6
Multiple meeting co-organizers	6
Bug Fixes & Improvements:	7

Features

In-meeting reactions

In-meeting reactions allow users to visually express themselves during the meeting by using a variety of emoticons like laughing, celebrate, applause and similar in real time.



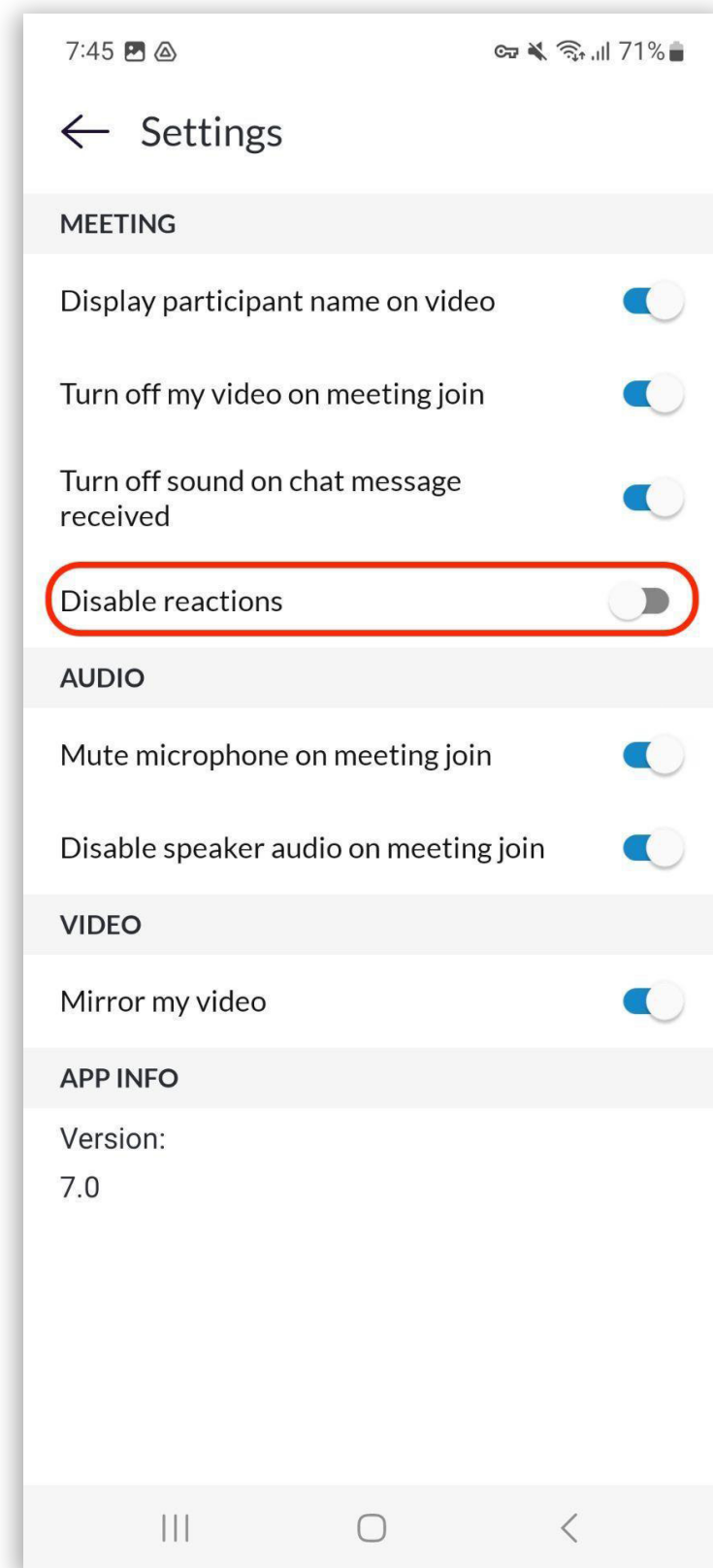
Users can access this feature by clicking the Reactions icon in the Meeting main toolbar. This will open the Reactions & Raise hand menu on the mobile device, allowing the user to choose which emoticons to use.

When the user clicks on a certain reaction, an animated version of the icon will float upwards from the left side of the screen along with the name of the sender below the reaction.

NOTE: To prevent feature abuse, only a few reactions can be sent at any given time.

Press the Close button in order to exit the Reactions menu and get back to the main toolbar.

If the user wants to hide others' reactions, they can toggle the Disable reactions button On in Meeting Settings. The setting is toggled off by default.

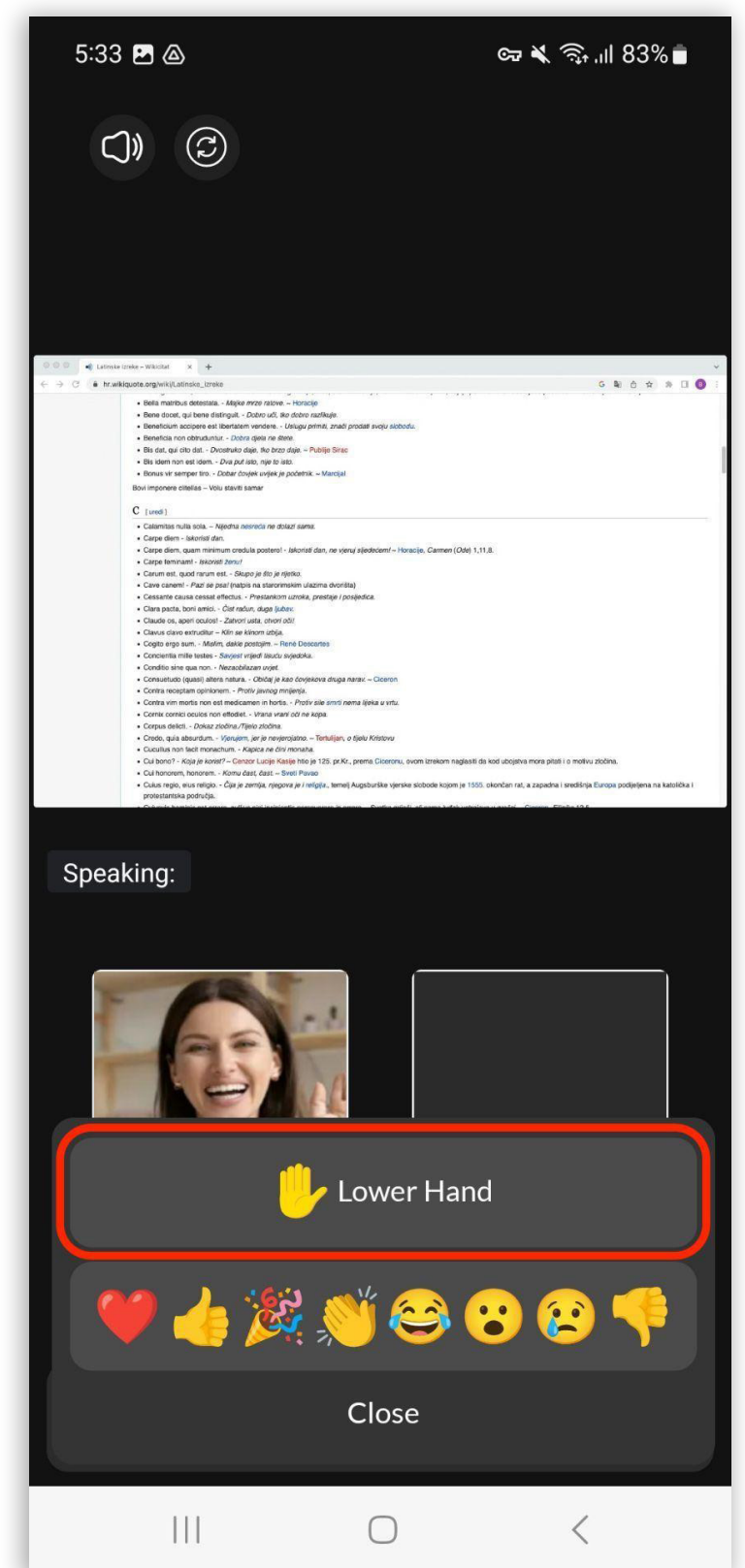
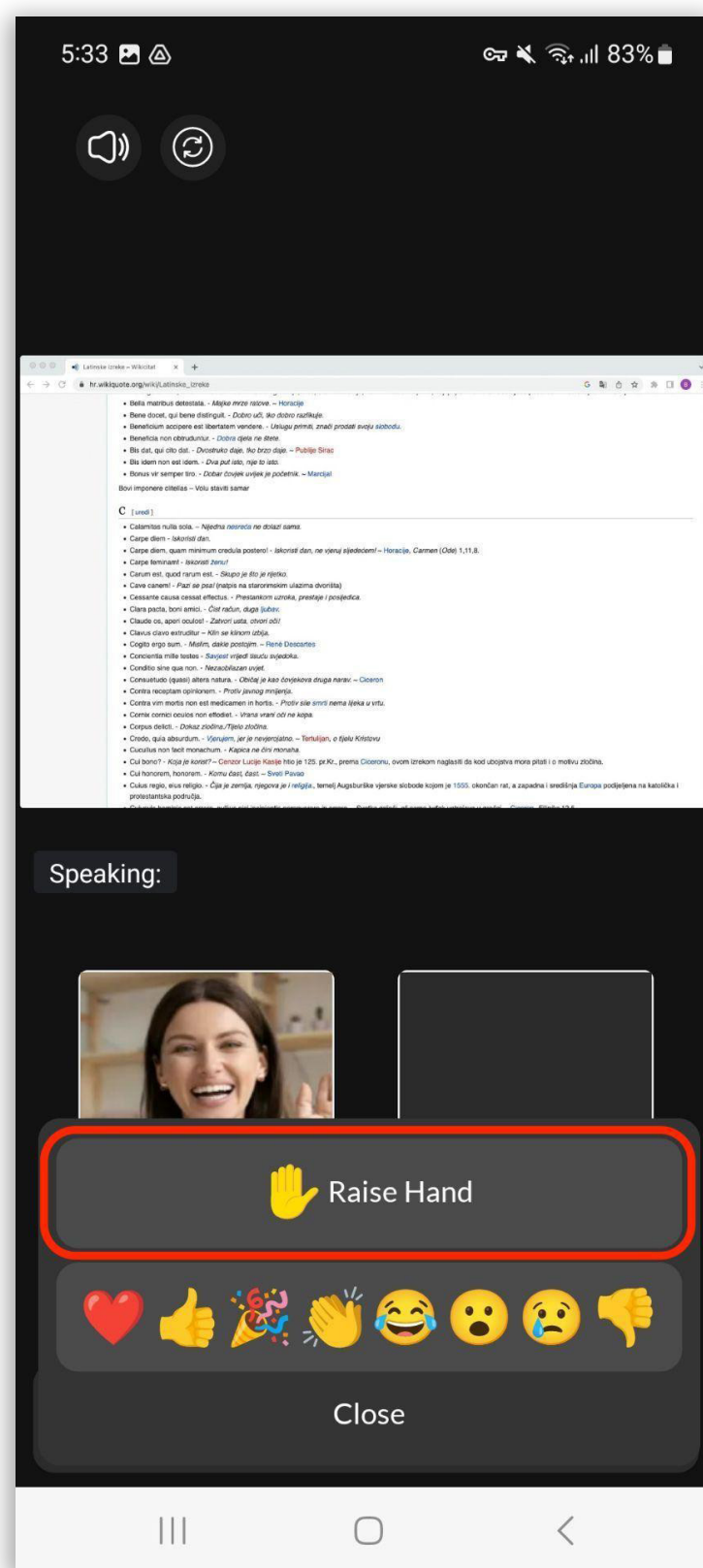
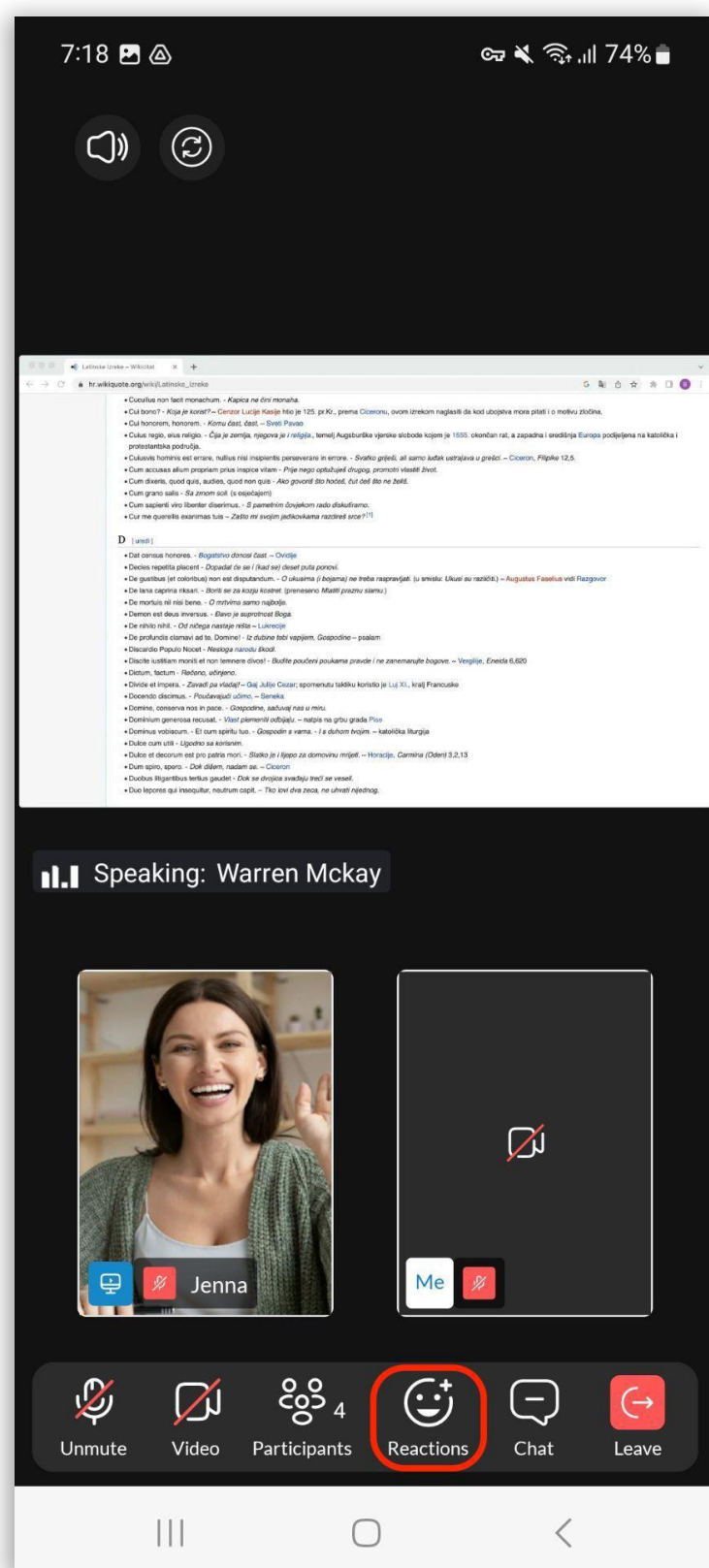


Raised Hand

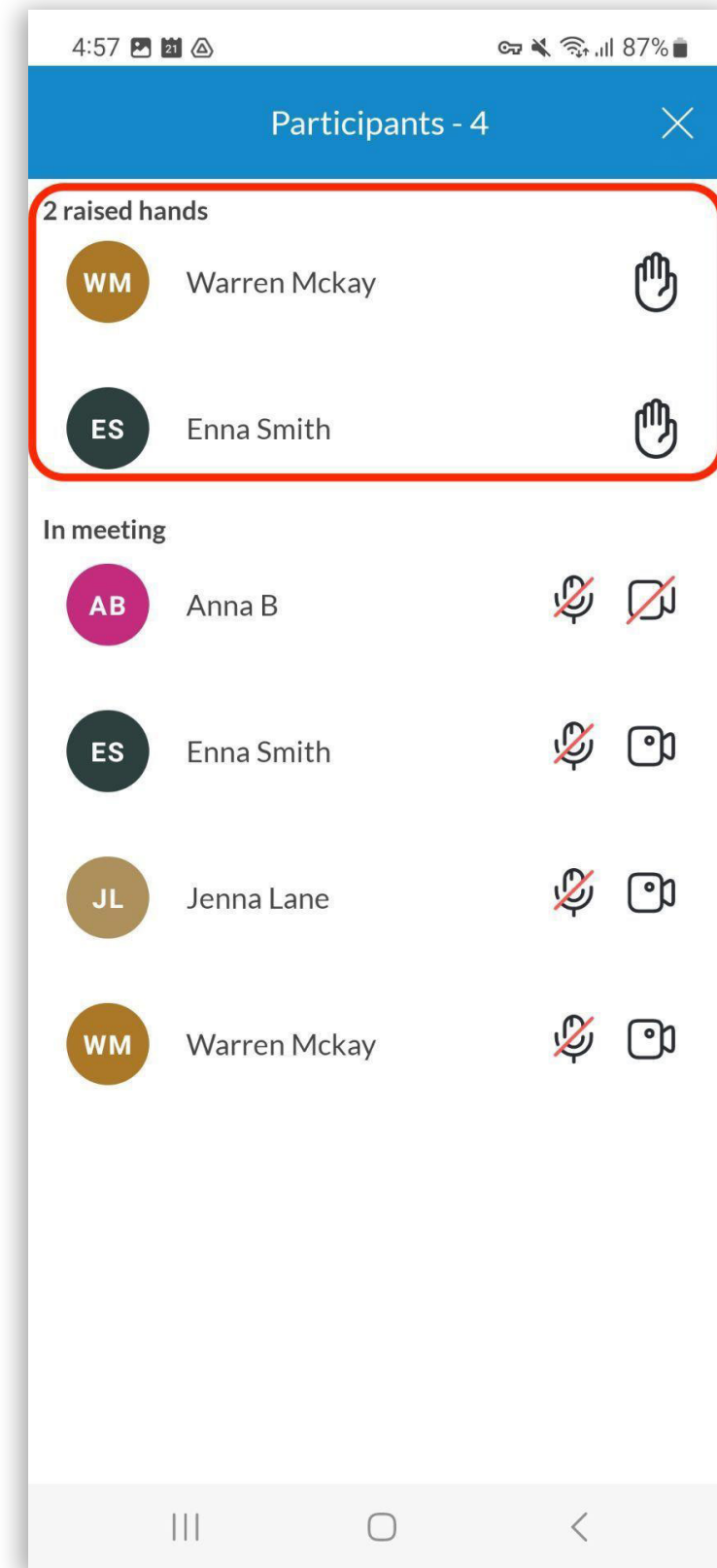
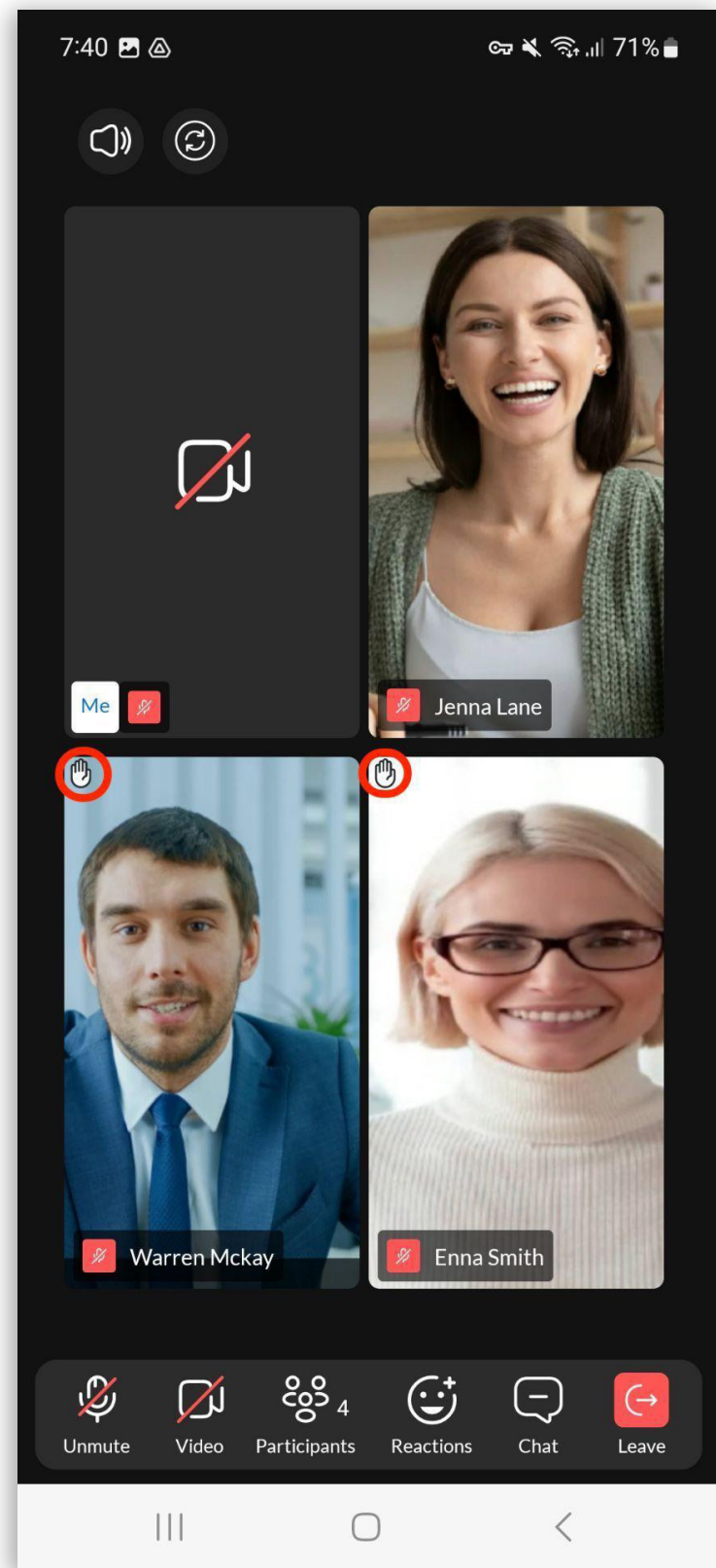
The Raise Hand feature is a straightforward option to catch a speaker's attention without interrupting them or disrupting an online meeting.

The user can access it by clicking on the “Reactions” icon in the Meeting main toolbar. This will open the Reactions & Raise hand menu on mobile devices, and the user can choose the Raise hand option.

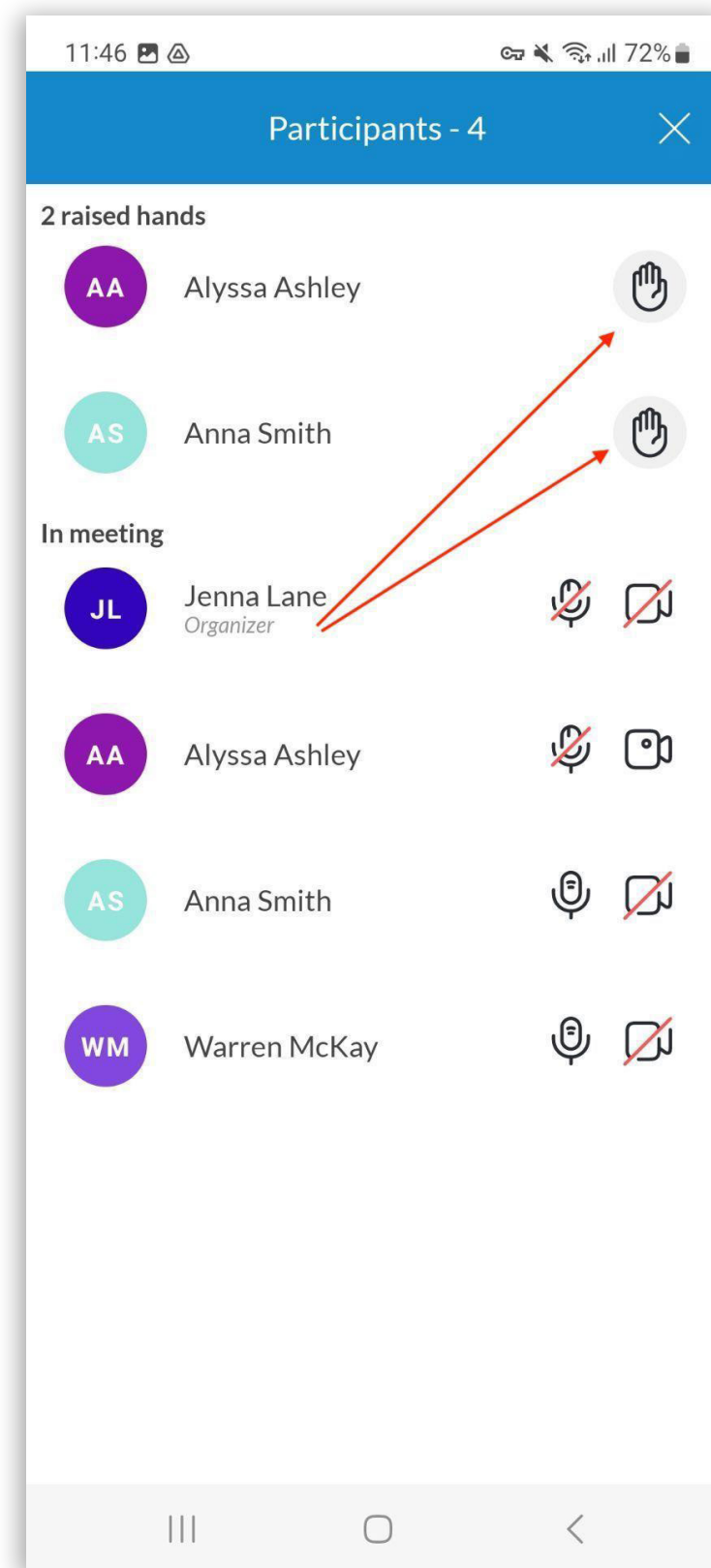
As soon as the user clicks the “Raise hand” option, the button changes to the “Lower Hand” option, making the user aware that the action has gone through, and vice versa.



Raised hands in the Meeting mobile app are displayed in the upper left corner of the participant's video stream in the Meeting screen and in the Participant list next to the participant's name.

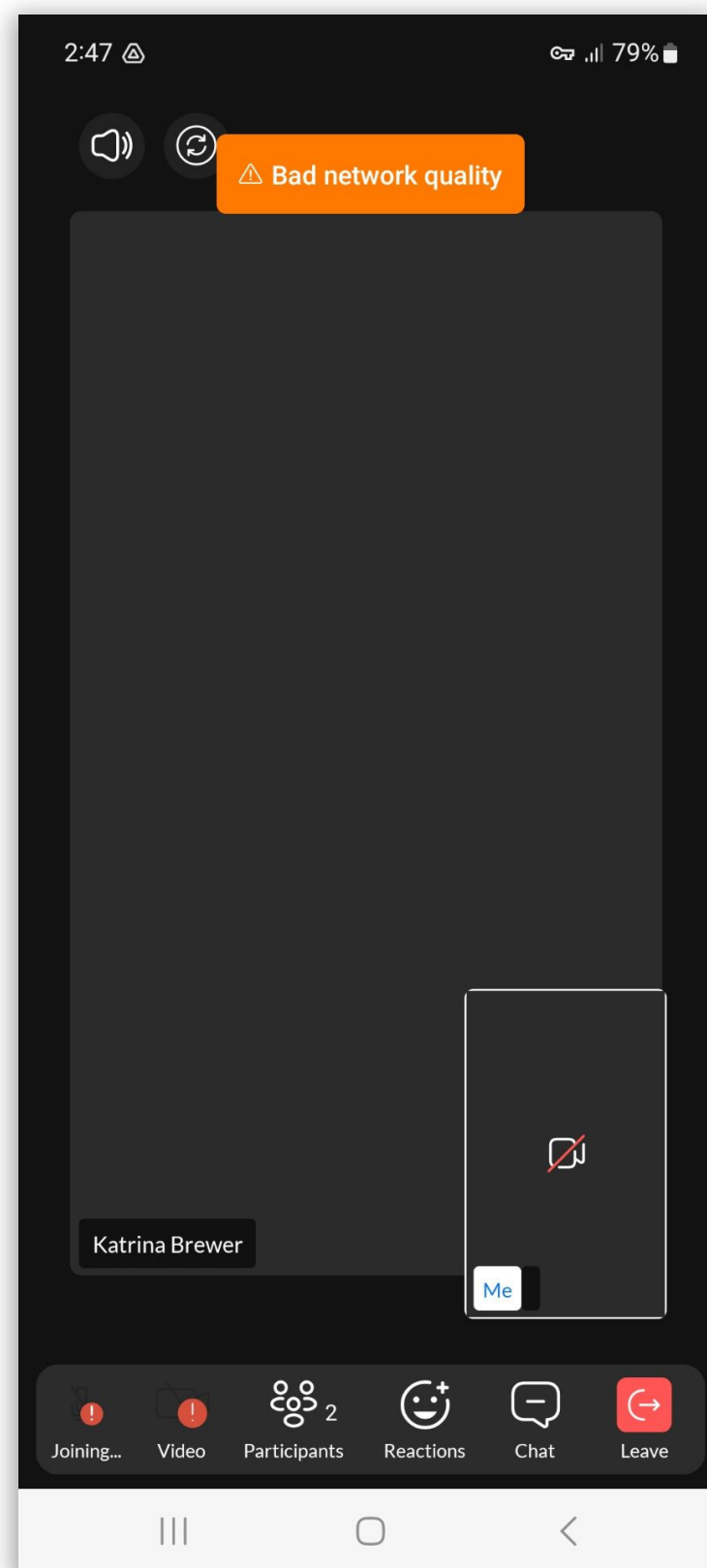


The Organizer and Co-organizers using the mobile app are able to lower the raised hands of other participants by clicking on the “Raised hand” icon next to the user’s name on the participant list. A grayed out circle will be present around the “Raised hand” icon indicating that the user has the permission to lower them.



A bad internet connection quality indicator on the mobile app

If the user's internet connection is poor to the point where it affects the audio and video quality of the joined Meeting, the following notification will be displayed:



Multiple meeting co-organizers

Meetings can have multiple Co-organizers. Meeting participants can be promoted to Co-organizers from the desktop app.

All Co-organizers that join the meeting via mobile app will have the Co-organizer tag in the meeting participant list. They will also have the permission to lower the raised hands of other participants during the meeting.

Bug Fixes & Improvements:

- Handle the “kick from meeting” option on the mobile app.
- Fixed an issue when the wrong device checked into the audio devices list.
- Fixed an issue where the icon for the app is square on Xiaomi and Huawei phones.
- Fixed an issue with the “Raise Hand” feature on Android phones.
- Fixed an issue where the Status bar on Android phones was not appropriately colored.
- Fixed an issue with the Settings on Android phones regarding the Raise hand & Reactions feature.
- Fixed an issue where the Microphone was not working properly for certain audio configurations.
- Added Dark mode fixes.
- Added a recording indicator.
- Added a Proximity sensor on the mobile app.
- Changed the font on the mobile app to “Lato”.
- Changed the position of the user’s Raised hand icon on the mobile app.
- Changed the design of the “Lower Hand” option on the mobile app.
- Enabled co-organizers to lower hands on the mobile app.
- Fixed an issue where users joining later into a meeting would receive “Reaction” and “Raise hand” messages sent before they joined the meeting.
- Fixed an issue where the Organizer could add himself to be a co-organizer.
- Magnified the logo on the meeting screen.

CONTACT BICOM SYSTEMS TODAY

to find out more about our services

Bicom Systems (USA)

2719 Hollywood Blvd
B-128
Hollywood, Florida
33020-4821
United States

Tel: +1 (954) 278 8470

Tel: +1 (619) 760 7777

Fax: +1 (954) 278 8471

Bicom Systems (CAN)

Hilyard Place
B-125
Saint John, New Brunswick
E2K 1J5
Canada

Tel: +1 (647) 313 1515

Tel: +1 (506) 635 1135

Bicom Systems (UK)

Unit 5 Rockware BC
5 Rockware Avenue
Greenford
UB6 0AA
United Kingdom

Tel: +44 (0) 20 33 99 88 00

Bicom Systems (FRA) c/o FONIA

Zac du Golf
15 Impasse Oihana
64200 BASSUSSARRY

Tel: +33 (0)5 64 115 115

Email: contact@fonia.fr

Bicom Systems (ITA)

Via Marie Curie 3
50051 Castelfiorentino
Firenze
Italy

Tel: +39 0571 1661119

Email: sales@bicomsystems.it

Bicom Systems (RSA)


12 Houtkapper Street
Magaliessig
2067
South Africa

Tel: +27 (10) 0011390

email: sales@bicomsystems.com

Follow us

bicom
S Y S T E M S



Copyright Bicom Systems 2023