



# gloCOM GO 6.0

## Release Notes

[wiki.bicomsystems.com](http://wiki.bicomsystems.com)

**bicom**  
SYSTEMS



# Table of Contents

<b>FEATURES</b>	<b>3</b>
Chat	3
File Sharing	5
Unread Messages	6
Support for Archived Users	7
Presence	8
Directory Improvements	10
French Language Support	11
Feedback	12
Chat Search	13
Mute Option for Group Chats	13
Chat Notifications	13
Call Push Notifications for iOS 13	13
Call Number Routing	13
<b>Bug Fixes &amp; Improvements</b>	<b>14</b>
iOS	14
Android	14

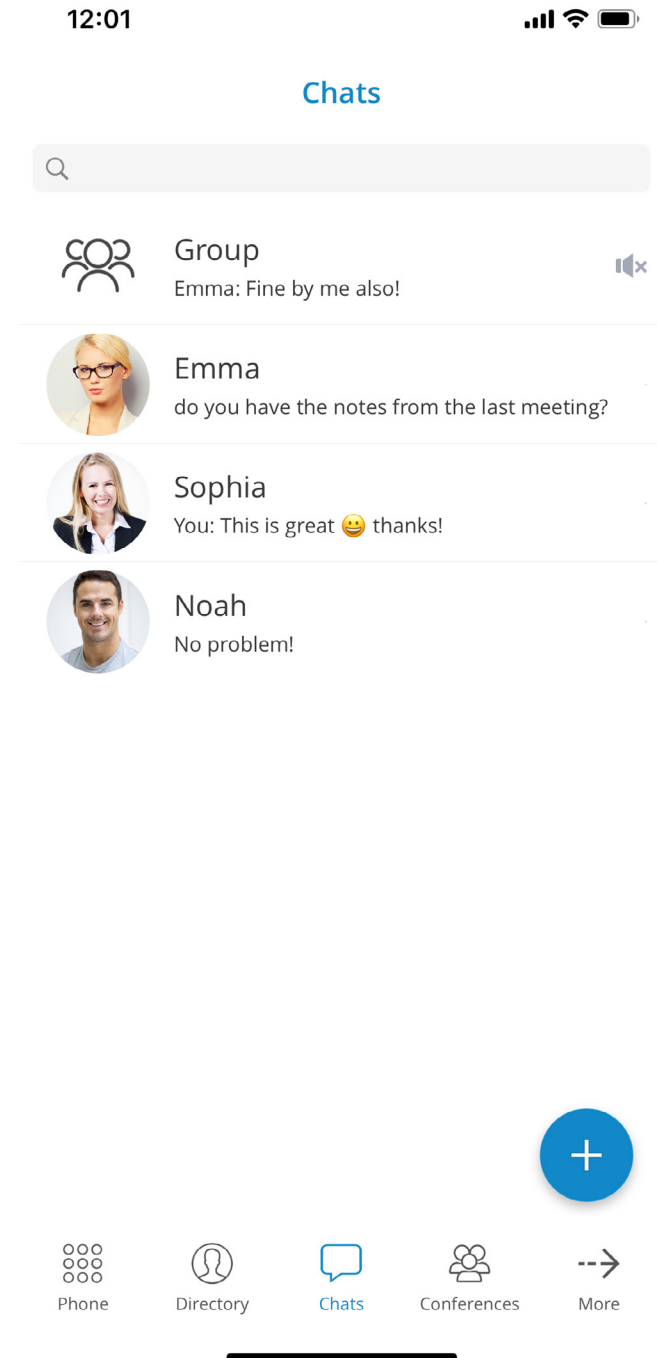
# FEATURES

## Chat

With a clean and modern UI and a UX tailored to your needs, we introduce the new gloCOM GO 6 featuring a long awaited feature: Chat. With the all-new Presence system, we reshaped the office in your pocket.

Chat feature is supported on all 6.0 systems (CC & Multi-Tenant).

Users can start one-to-one or group chats from the new section on the bottom menu “Chats”. Chat is fully synced between all users’ devices (Desktop & Mobile).



11:57



[← Group](#)

[Chat info](#)

## Group

Start conference call with participants



Mute Chat

You will receive notifications for messages.



### Chat Admin



Katherine (Me)  
1004

### Participants (4)



[Add participants](#)



Isabelle  
1001



James  
1000

[Show all participants](#)

---

[Leave group](#)

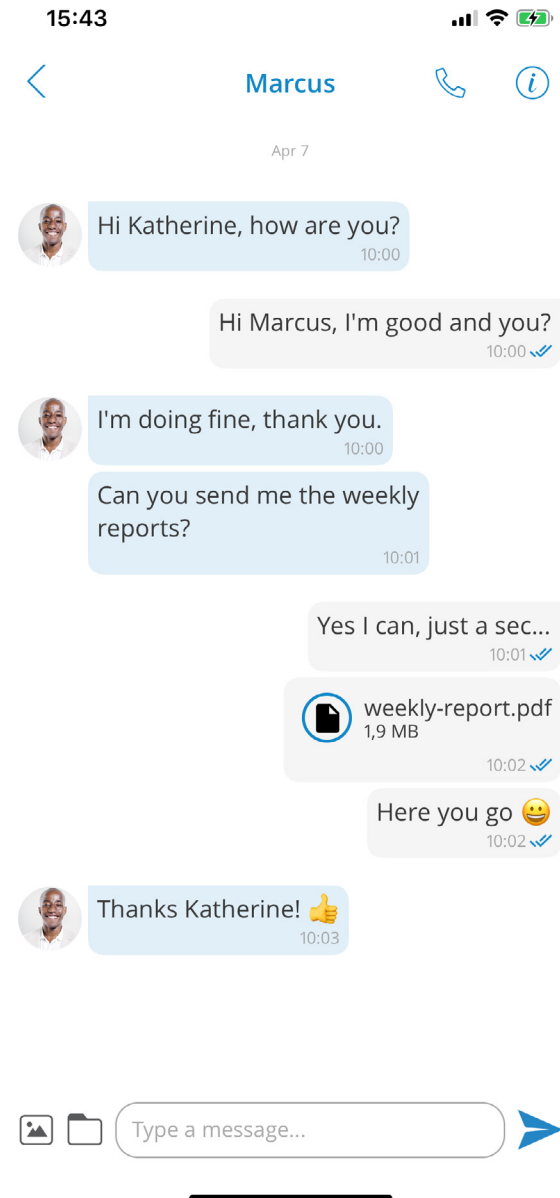
Users can rename, add participants or start conference calls from existing group chats.

# File Sharing

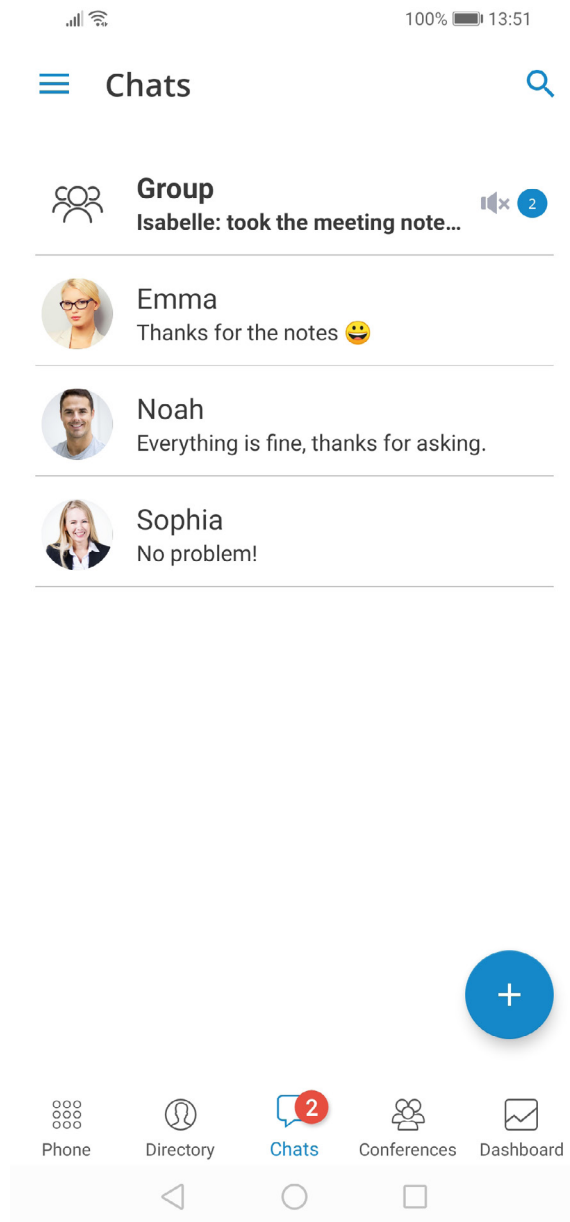
Users can send images, videos, documents or any kind of files that don't exceed the file limit set in PBXware. It is possible to cancel file transfers and restart them after some time.

Image and video files are being compressed to reduce the network traffic if they are picked from the gallery picker.

Downloaded files can be saved to system storage, to gallery or different filesystem location.



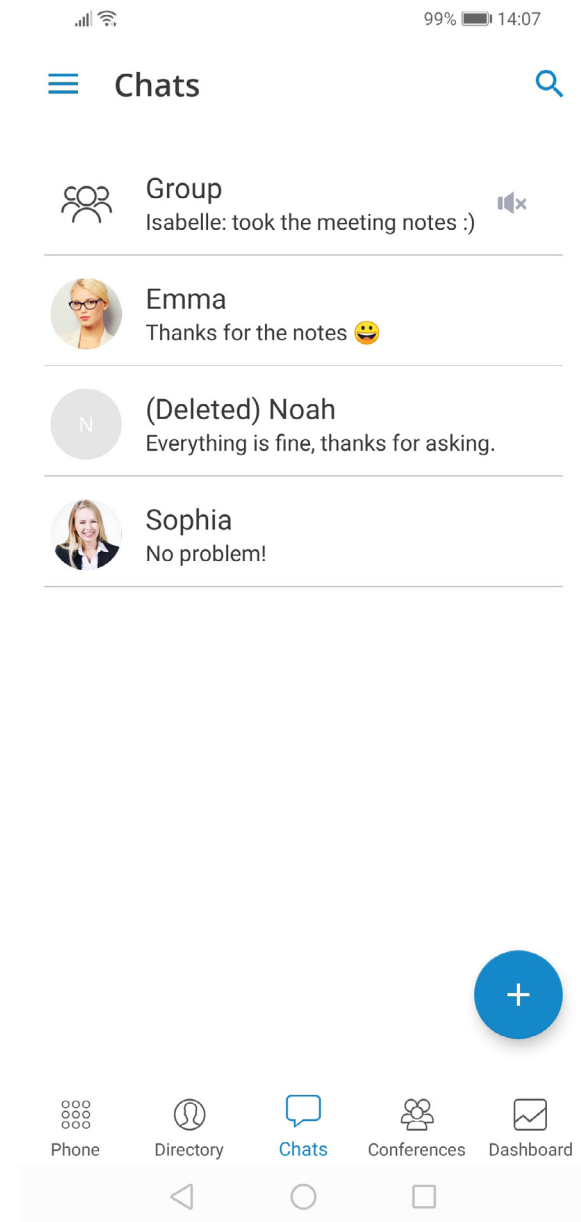
# Unread Messages



Unread messages count for chat sessions will be displayed on the Chats section of the app. Total number of unread messages will be displayed as a badge on the bottom menu inside the Chats option.


# Support for Archived Users

Deleted users from PBXware will still be visible in chats but they will be marked as deleted. Users won't be able to start calls or new chats with deleted (archived) users.



# Presence

15:52



Casey

1003

Sales

Last seen: 2 minutes ago



Chat



Email



Voicemail



Favourites



We rebuilt the Presence system from the ground up. Presence is now synced between all of users' devices.

Users can update their presence in the app's Profile section by selecting their current status.



Default options for Presence statuses are: 'Available', 'Busy', 'DND' and 'Away'. Presence custom statuses can be configured in PBXware. It is also possible to write a custom message for selected Presence status.

Presence details are displayed on the User screen. Every offline user now has a "Last seen" label that will display when was the last time that user was online.

The screenshot shows a mobile application interface with a dark background. At the top, the status bar shows the time 09:27 and signal/battery icons. Below the status bar is a header with a back arrow and the word 'Profile'. A modal dialog titled 'Personal status' is open in the center. The dialog has a white background and rounded corners. It contains three sections: 'Status' with three radio button options (Busy, DND, Away), 'Message' with a text input field containing 'Lunch break', and 'Display status for' with a dropdown menu showing 'Today', '1 hour', and '4 hours'. At the bottom right of the dialog are 'Cancel' and 'OK' buttons. The bottom of the screen features a navigation bar with five icons: Phone, Directory, Chats, Conferences, and More.

09:27

Profile

### Personal status

Status

☐ Busy

☐ DND

☒ Away

Message

Lunch break

Display status for

Today

1 hour

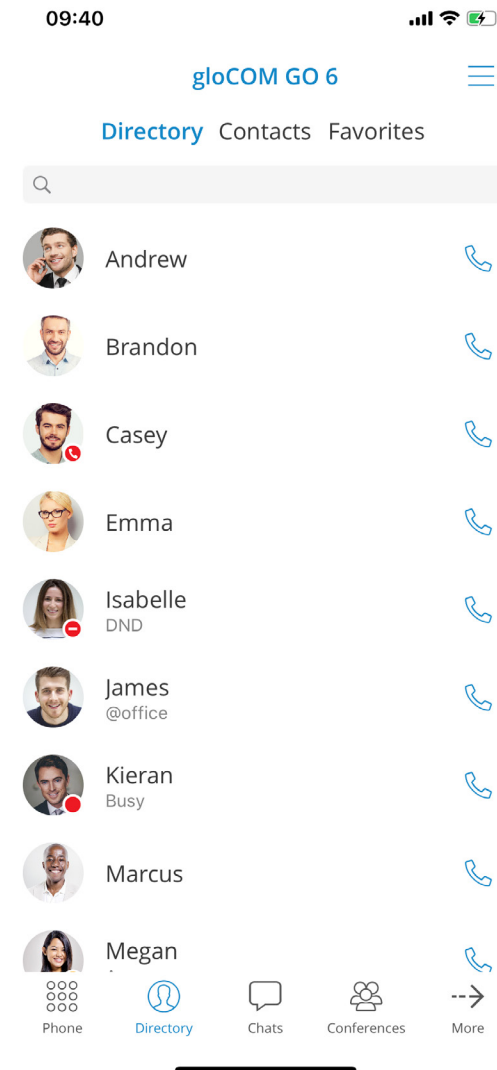

4 hours

Cancel OK

Phone Directory Chats Conferences More

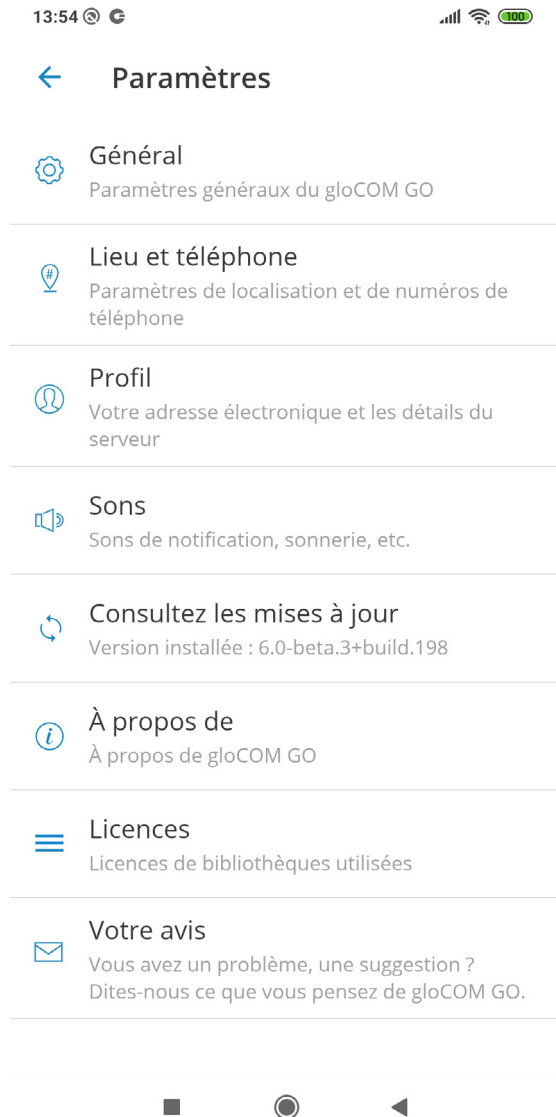
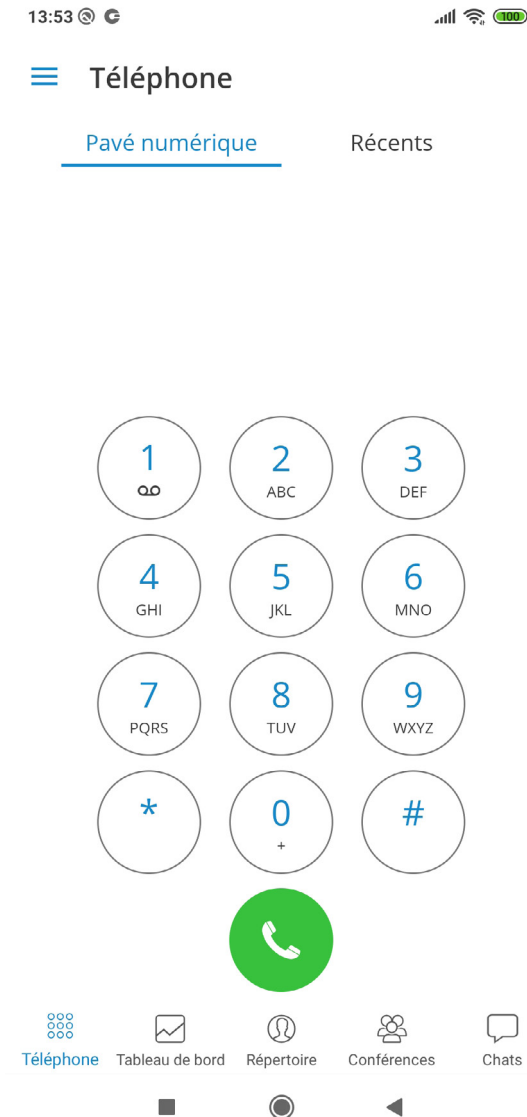
# Directory Improvements

The Directory section of the app relies on users' statuses. The Directory has been changed to support new Presence. Now users are sorted based on their Presence status. It is also possible to sort users alphabetically.



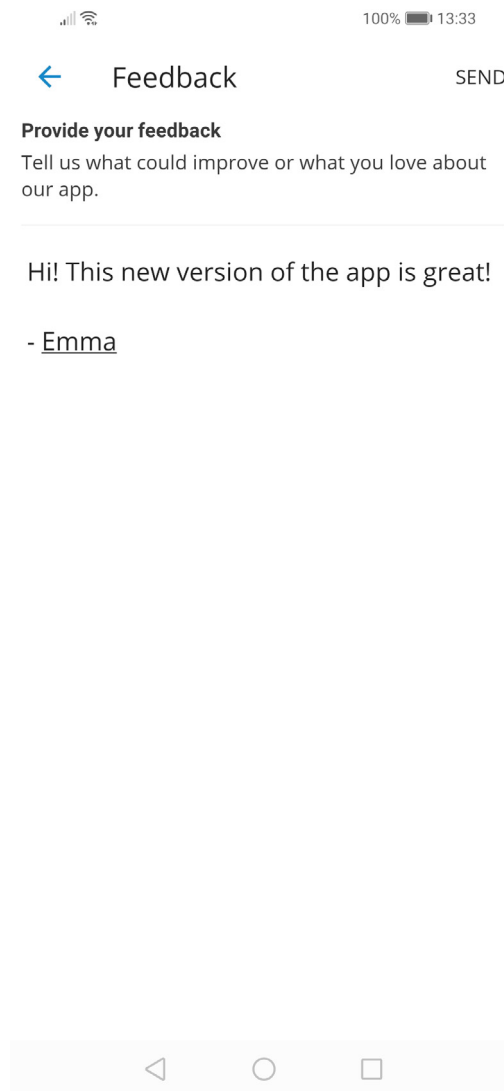
# French Language Support

Version 6.0 adds French language localization.



# Feedback

Feedback forms are now integrated within the app. Users can send their feedback by going to Settings and then the “Send feedback” option in the menu.



The screenshot shows a mobile app interface for a feedback form. At the top, the status bar displays signal strength, Wi-Fi, 100% battery, and the time 13:33. Below the status bar is a navigation bar with a blue back arrow, the title "Feedback", and a "SEND" button. The main content area has the heading "Provide your feedback" followed by the instruction "Tell us what could improve or what you love about our app." Below this is a text input field containing the message "Hi! This new version of the app is great!". At the bottom of the input field is the signature "- Emma". The bottom of the screen shows the standard Android navigation bar with back, home, and recent apps icons.

Feedback

SEND

**Provide your feedback**

Tell us what could improve or what you love about our app.

Hi! This new version of the app is great!

- Emma

## Chat Search

Chat sessions can be searched by user's name or extension. If it is a group chat then search will use the group name.

## Mute Option for Group Chats

It is possible to mute the group chat session by going to the group chat info screen and turning on the switch for "Mute" option. When the chat session is muted, the user will not receive notifications (push and in-app) for that chat session. Mute option is synced between all users' devices.

## Chat Notifications

gloCOM GO 6 introduces chat push notifications so users can be notified when they receive a message.

## Call Push Notifications for iOS 13

Apple's update of the iOS 13 system introduced breaking changes for VoIP push notifications. Version 6.0 of the iOS app is adapted to use the new iOS 13 push notifications.

## Call Number Routing

Utilising new features of PBXware, calls from gloCOM GO won't replace + when calling out. This ensures better call routing for users.

# Bug Fixes & Improvements

## iOS

- › SIP Service performance and stability improvements. SIP service internal components have been rewritten to maximize app reliability.
- › Meeting participants will have their meeting ID displayed when they are displayed in an audio conference.
- › Stability improvements in API module.
- › Stability improvements in UI behaviour of the app.
- › Conference call stability improvements.
- › Bug fix: Transfer fails when phone number has whitespaces or other non number characters.
- › Bug fix: Keyboard hides Call forwarding number on Dashboard
- › Bug fix: Codecs not configured properly after initial configuration.

## Android

- › Bug fix: Recent Call duration is now showing the right time.
- › Bug fix: Do not query the phone book directory if the number is empty.
- › Bug fix: App crashing during volume down to mute when user has not granted do not disturb permission.
- › Italian translation updates.
- › Bug fix: Swipe to refresh will not rotate indefinitely anymore in the voicemail list.
- › Bug fix: On some devices after proximity unlock the call will not unhold anymore.
- › Bug fix: Always observing volume click from start ring until stop ring.
- › Show more information about recent calls when it is clicked.
- › Match incoming and outgoing calls with contacts and make CallerID display name and number consistent across the app (notifications, call screens and recent calls).

- › App stability improvements.
- › Rebuild OpenSSL and PJSIP to support devices < Android 6.0.
- › Bug fix: Fix system error in android ringer for some devices during some calls
- › Null pointer guard for contacticonview setLetter method to prevent crash on misconfigured PBXwares
- › Implement PBX reload event, reload extensions from PWproxy and logout active user in case his extension number has changed.
- › Bug fix: Do not play notification sound when notification pops up on incoming call (only ringtone).
- › Bug fix: Clear contact icon view avatar image when view is recycled.

# CONTACT BICOM SYSTEMS TODAY

to find out more about our services

## **Bicom Systems (USA)**

2719 Hollywood Blvd  
B-128  
Hollywood, Florida  
33020-4821  
United States

Tel: +1 (954) 278 8470  
Tel: +1 (619) 760 7777  
Fax: +1 (954) 278 8471

## **Bicom Systems (CAN)**

Hilyard Place  
B-125  
Saint John, New Brunswick  
E2K 1J5  
Canada

Tel: +1 (647) 313 1515  
Tel: +1 (506) 635 1135

## **Bicom Systems (FRA)**

188 Route de Blessy  
St. Quentin  
Aire-sur-la-Lys  
62120  
France

Tel: +33 (0) 3 60 85 08 56

## **Bicom Systems (UK)**

Unit 5 Rockware BC  
5 Rockware Avenue  
Greenford  
UB6 0AA  
United Kingdom

Tel: +44 (0) 20 33 99 88 00  
Fax: +44 (0) 20 33 99 88 01

email: [sales@bicomsystems.com](mailto:sales@bicomsystems.com)

## Follow us



© Copyright Bicom Systems 2020